



ITEM NO: I248-457

Sliding Door Chest

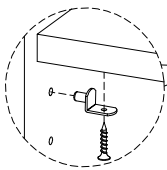
Thank you for purchasing this quality product. Be sure to check all packing material carefully for small parts that may come loose inside the carton during shipment.



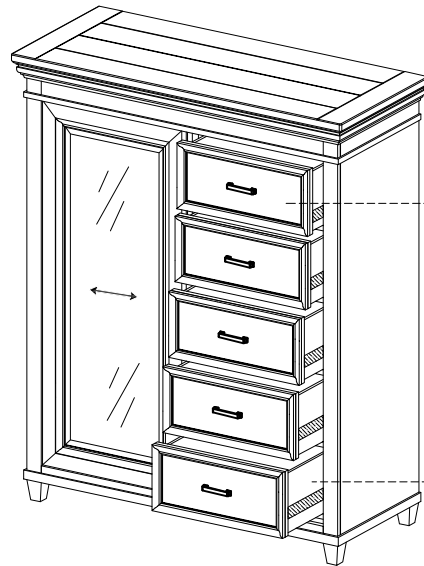
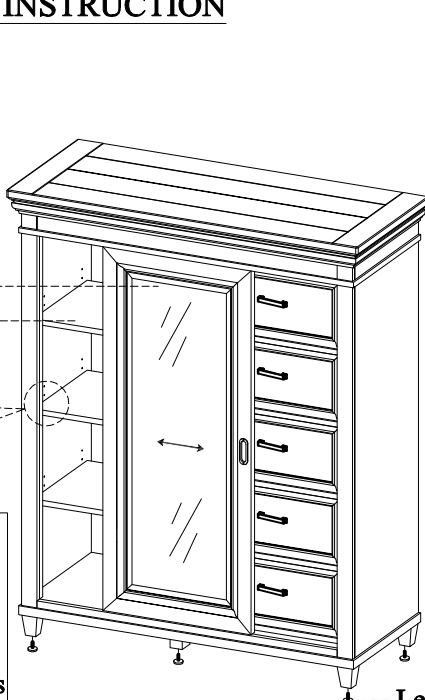
TOOLS REQUIRED (NOT PROVIDED)
PHILLIPS SCREWDRIVER

### FUNCTIONALITY INSTRUCTION

Sliding Door  
Adjustable shelves



If you prefer to adjust the shelf location, remove the screws and move shelf brackets to the desired location. Then secure the brackets to shelf with screws.



Felt-lined Top Drawer

Cedar-lined Bottom Drawer

Leveler on Legs & Support Leg

Adjust the leveler when necessary

BEFORE USING THIS PRODUCT PLEASE READ, UNDERSTAND, AND FOLLOW THESE INSTRUCTIONS. Save these instructions for future reference.

FOR INDOOR USE ONLY