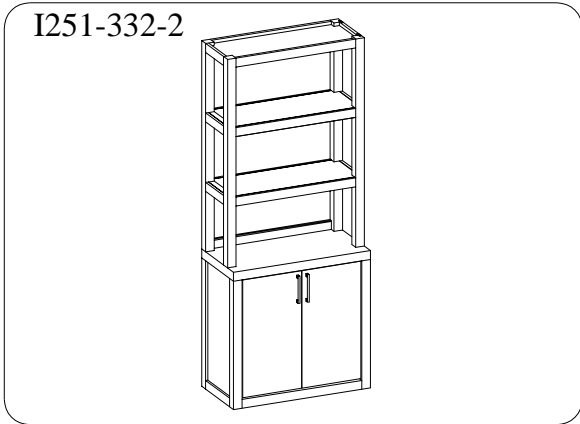
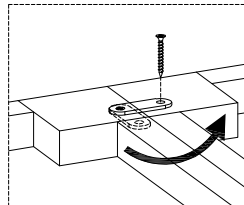


ITEM NO: I251-332-2 Door Bookcase

Thank you for purchasing this quality product. Be sure to check all packing material carefully for small parts that may come loose inside the carton during shipment.

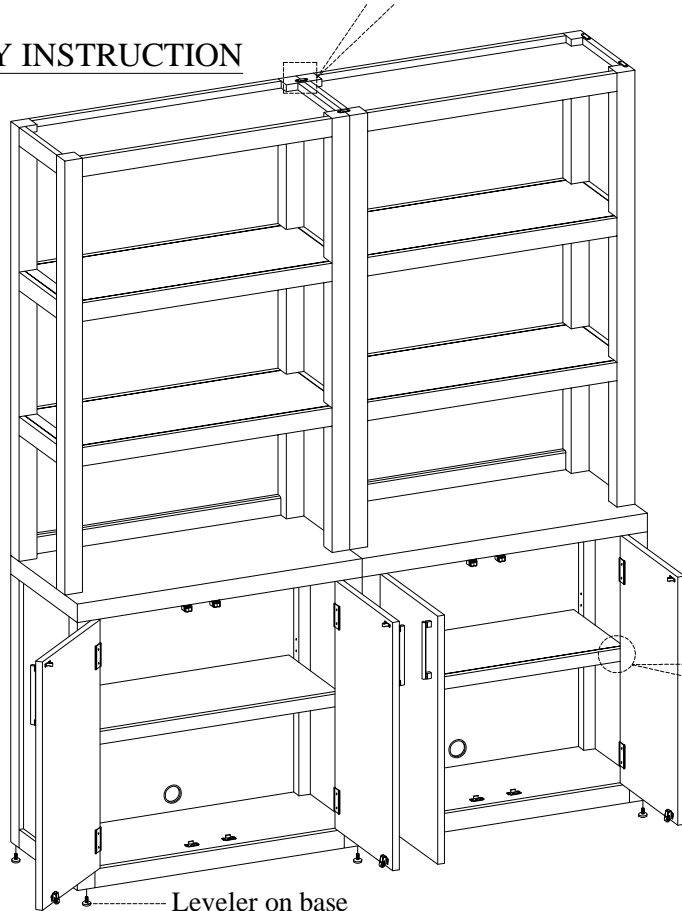


TOOLS REQUIRED (NOT PROVIDED)
PHILLIPS SCREWDRIVER

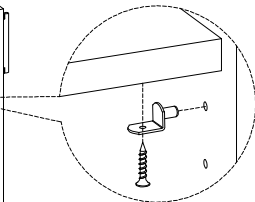


STEP 1: Take off one screw from each mounting plate and swing it to the proper location on the other bookcase before re-securing it with the screw.

FUNCTIONALITY INSTRUCTION



Leveler on base
Adjust the leveler when necessary



If you prefer to adjust the shelf location, remove the screws and move shelf brackets to the desired location. Then secure the brackets to shelf with screws.

BEFORE USING THIS PRODUCT PLEASE READ, UNDERSTAND, AND FOLLOW THESE INSTRUCTIONS. Save these instructions for future reference.

FOR INDOOR USE ONLY