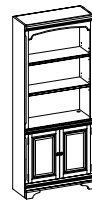


# ASSEMBLY INSTRUCTIONS

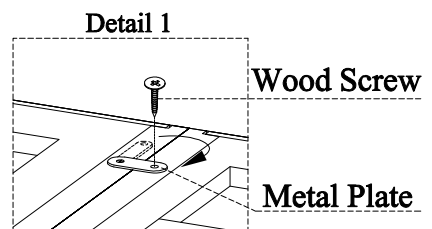
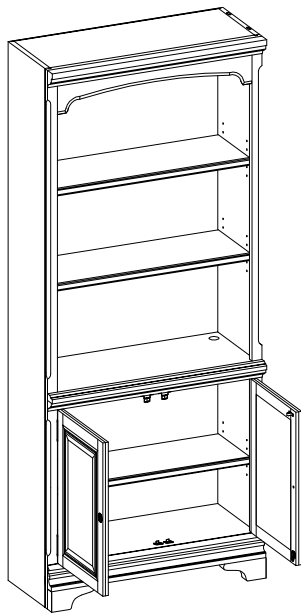


## aspenhome®

Distributed by Furniture Values International, LLC

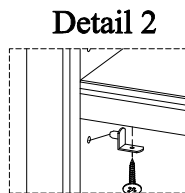


ITEM NO: I26-332 Door Bookcase



Wood Screw

Metal Plate

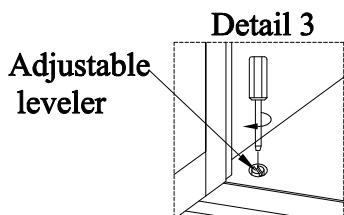


Detail 2

Detail 2

Detail 2

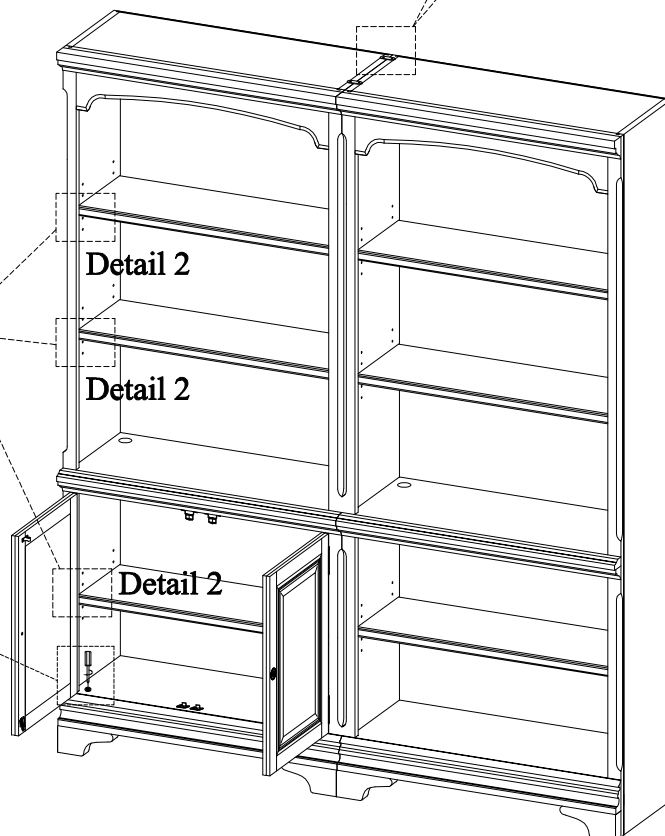
Detail 2



Detail 3

Adjustable leveler

Adjust the leveler in the base with a screw driver if necessary.



1. Take off one screw from each metal plate and swing it in an ideal place. Line up the front of bookcases then re-secure the metal plate with screw. See detail 1.
2. When you prefer to adjust the location of shelf, take off screws and reinsert the shelf brackets into the holes. Then place the shelf on and re-securing it. See detail 2.

MADE IN VIETNAM