




ITEM NO: I3048-6620S Dining Side Chair w/ Uph Seat (2/Ctn)

Thank you for purchasing this quality product. Be sure to check all packing material carefully for small parts that may come loose inside the carton during shipment.



TOOLS REQUIRED (NOT PROVIDED)

PHILLIPS SCREWDRIVER

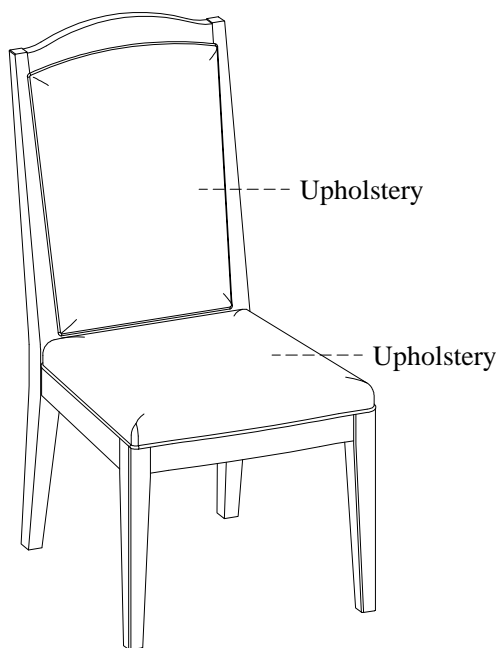
HARDWARE LIST:

No.	Description	Sketch	Quantity
A	Bolt Ø5/16 x 2-9/16"		4 PCS
B	Bolt Ø5/16 x 2-3/16"		4 PCS
C	Bolt Ø5/16 x 1-1/2"		2 PCS
D	Spring Washer Ø5/16"		10 PCS
E	Flat Washer Ø5/16" x 3/4"		10 PCS
F	Allen Wrench 4mm		1 PC

COMPONENTS LIST:

No.	Description	Sketch	Quantity
1	Chair Back		1 PC
2	Chair Seat		1 PC
3	Front Leg		2 PCS

FUNCTIONALITY INSTRUCTION



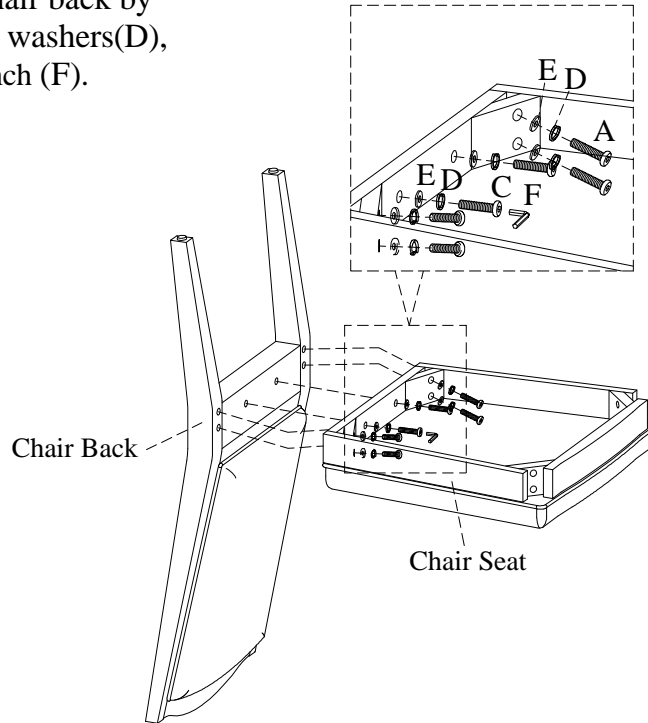
WARNING! Before using this product, please read, understand, and follow these instructions. Failure to follow each of these assembly instructions precisely may result in damage to the product and / or injury to the consumer.

FOR INDOOR USE ONLY



ITEM NO: I3048-6620S Dining Side Chair w/ Uph Seat (2/Ctn)

STEP 1: Attach the chair seat to chair back by using 4 bolts(A), 2 bolts(C), 6 lock washers(D), 6 flat washers(E) with an allen wrench (F).



STEP 2: Attach the front legs to chair seat by using 4 bolts(B), lock washers(D), flat washers(E). Completely tighten all bolts. Turn the assembled chair to the upright position.

