



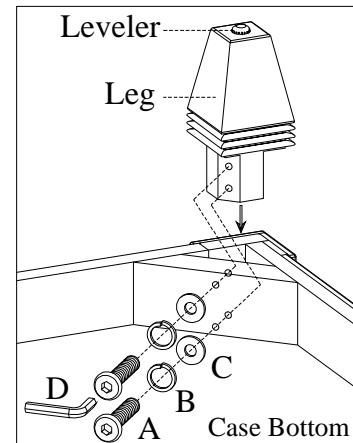
ITEM NO: I34-450-SNA      2 Drawer NS

Thank you for purchasing this quality product. Be sure to check all packing material carefully for small parts that may come loose inside the carton during shipment.

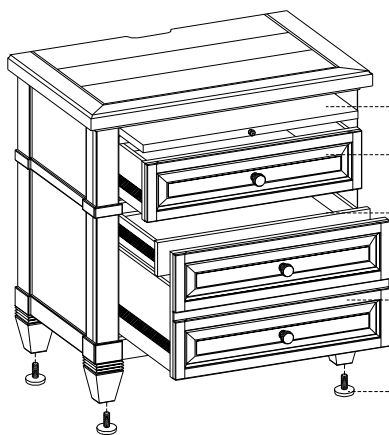


TOOLS REQUIRED (NOT PROVIDED)			
PHILLIPS SCREWDRIVER			
COMPONENTS LIST:			
No.	Description	Sketch	Quantity
1	Case		1 PC
2	Leg		4 PCS
HARDWARE LIST:			
No.	Description	Sketch	Quantity
A	Bolt Ø5/16" x 1-3/4"		8 PCS
B	Lock Washer Ø5/16"		8 PCS
C	Flat Washer Ø5/16" *5/8"		8 PCS
D	Allen Wrench 4mm		1 PC

**STEP 1:** Put the case upside down on a soft surface, Attach the legs to the bottom of case by using 8 bolts(A), lock washers(B) and flat washers(C). Return the case to the upright position.

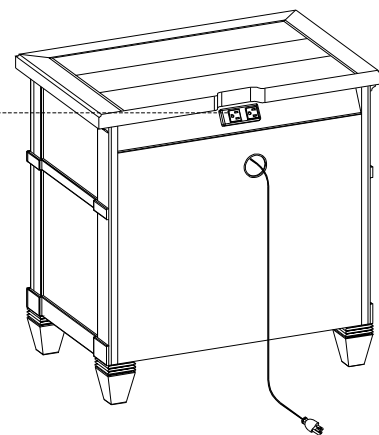


### FUNCTIONALITY INSTRUCTION



- 2 AC outlet Power Pack
- Pullout Panel
- Felt-lined Top Drawer
- Felt-lined Hidden Drawer
- Cedar-lined Bottom Drawer
- Leveler on Legs

Adjust the leveler when necessary



BEFORE USING THIS PRODUCT PLEASE READ, UNDERSTAND, AND FOLLOW THESE INSTRUCTIONS. Save these instructions for future reference.

FOR INDOOR USE ONLY