




ITEM NO: I92-378 Combo File

Thank you for purchasing this quality product. Be sure to check all packing material carefully for small parts that may come loose inside the carton during shipment.



I92-378 Combo File

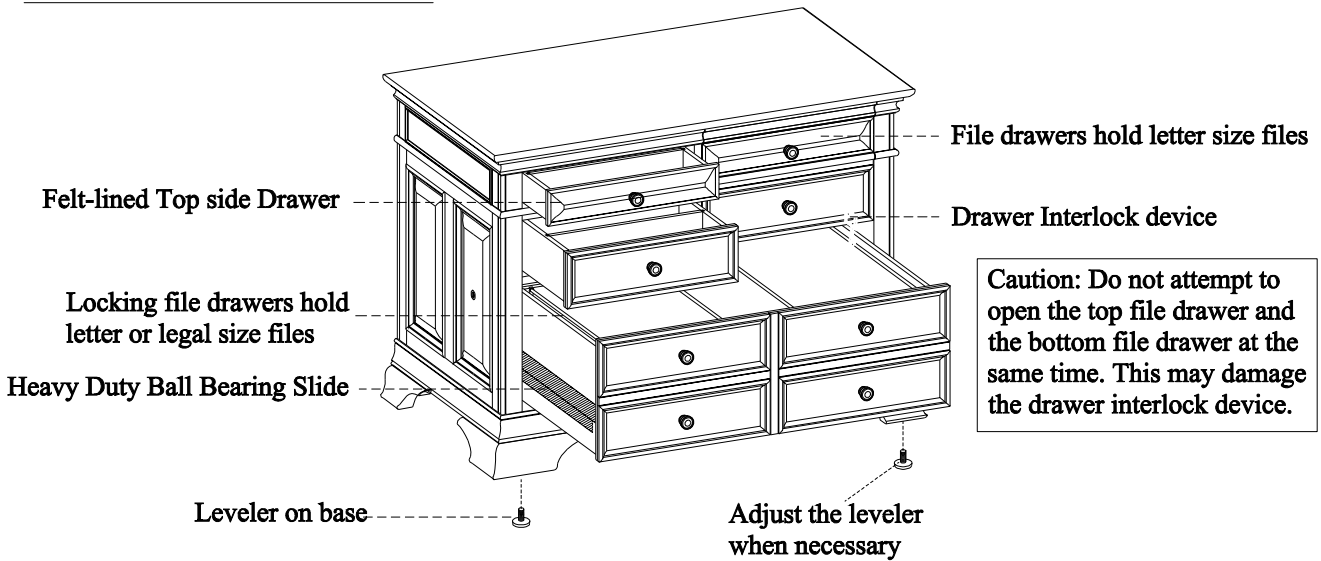
**BEFORE USING THIS PRODUCT PLEASE READ, UNDERSTAND, AND FOLLOW THESE INSTRUCTIONS.**

Save these instructions for future reference.

**TOOLS REQUIRED (NOT PROVIDED)**

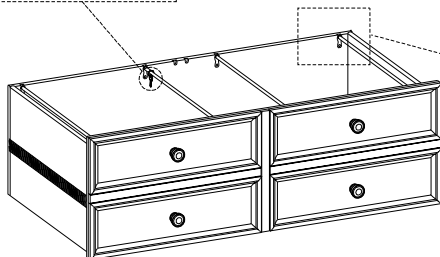
**PHILLIPS SCREWDRIVER**

### FUNCTIONALITY INSTRUCTION

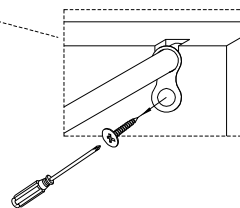


**Caution: Do not attempt to open the top file drawer and the bottom file drawer at the same time. This may damage the drawer interlock device.**

Keys for file lock.  
Do not trash.



Remove the wood screws on the back panels of drawer box to remove the rod loops and file rods if necessary.



FOR INDOOR USE ONLY



ITEM NO: I92-378 Combo File

### Instruction for the File Drawer with Heavy Duty Ball Bearing Slides

To remove the drawer, please remove the set screws on two sides of the drawers. Push the tab in toward the drawer and lift up the drawer to move out.

To install the drawer, please extend the slides all the way out. Set the drawer box into cabinet rail and slide back so the drawer rail goes under the hook in cabinet rail. Then snap the tab into drawer rail and replace set screws.

