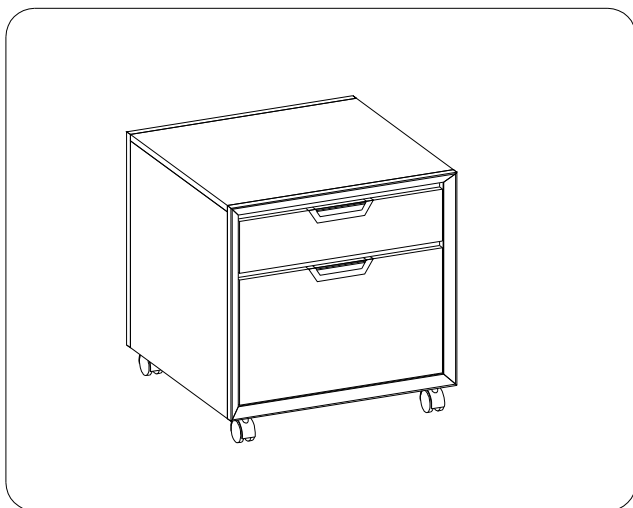




ITEM NO: IHP-346-FSL/KHA Rolling File



Thank you for purchasing this quality product. Be sure to check all packing material carefully for small parts that may come loose inside the carton during shipment.



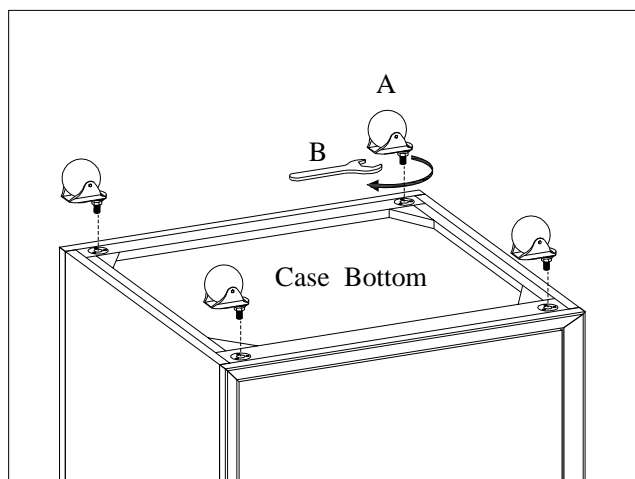
TOOLS REQUIRED (NOT PROVIDED)

PHILLIPS SCREWDRIVER

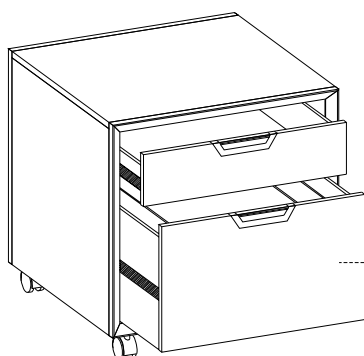
HARDWARE LIST:

No.	Description	Sketch	Quantity
A	Caster		4 PCS
B	Hex Wrench		1 PC

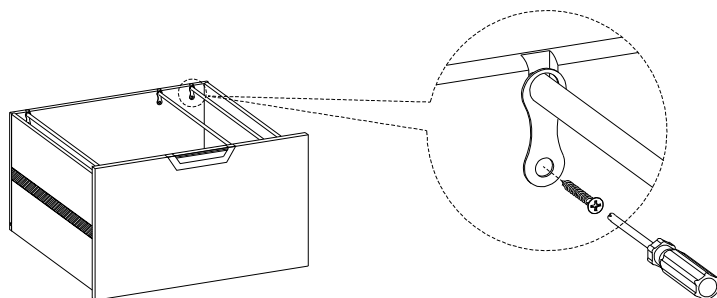
STEP 1: Put the case upside down on a soft surface. Attach the casters to bottom of the case use a hex wrench to tighten all the casters. Turn the case to the upright position.



FUNCTIONALITY INSTRUCTION



File drawers hold letter or legal size files



Remove the wood screws on the back panels of drawer box to remove the rod loops and file rods if necessary.

BEFORE USING THIS PRODUCT PLEASE READ, UNDERSTAND, AND FOLLOW THESE INSTRUCTIONS.
Save these instructions for future reference.

FOR INDOOR USE ONLY