




ITEM NO: I07-451N-PEP/BLK-2     1 Drawer NS

Thank you for purchasing this quality product. Be sure to check all packing material carefully for small parts that may come loose inside the carton during shipment.

**WARNING!** Before using this product, please read, understand, and follow these instructions. Failure to follow each of these assembly instructions precisely may result in damage to the product and / or injury to the consumer.



**UNIT SHOULD BE INSTALLED BY 2 OR MORE PERSONS.**



### TOOLS REQUIRED (NOT PROVIDED)


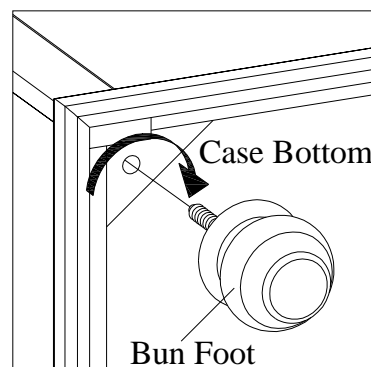
PHILLIPS SCREWDRIVER

### COMPONENTS LIST:

No.	Description	Sketch	Quantity
1	Case		1 PC
2	Bun Foot		4 PCS

**STEP 1:** Put the case backside down on a soft surface, Attach the bun feet to the bottom of case, return the case to the upright position.

### FUNCTIONALITY INSTRUCTION



Felt-lined Top Drawer

Adjust the bun feet when necessary

FOR INDOOR USE ONLY