



aspenhome®

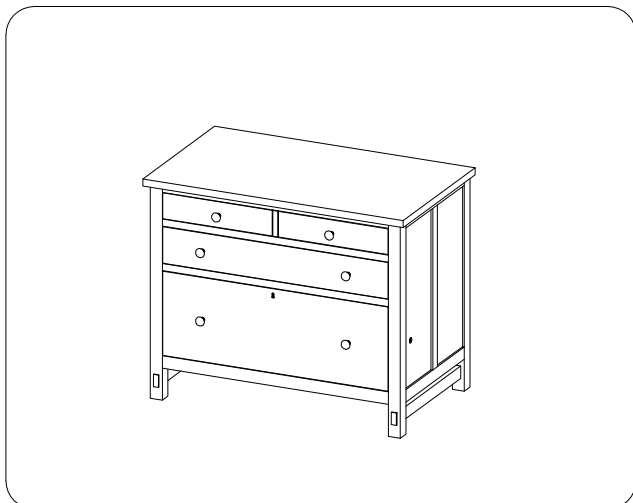
Distributed by Furniture Values International, LLC

ASSEMBLY INSTRUCTIONS

ITEM NO: I3017-378 Workstation/Combo File

Thank you for purchasing this quality product. Be sure to check all packing material carefully for small parts that may come loose inside the carton during shipment.

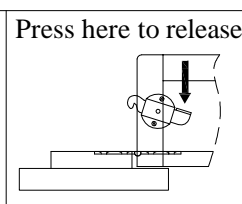
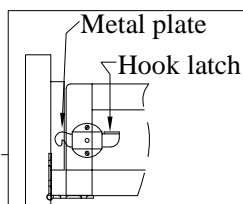
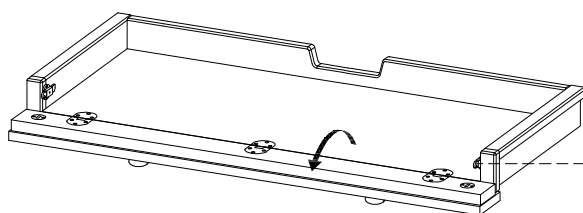
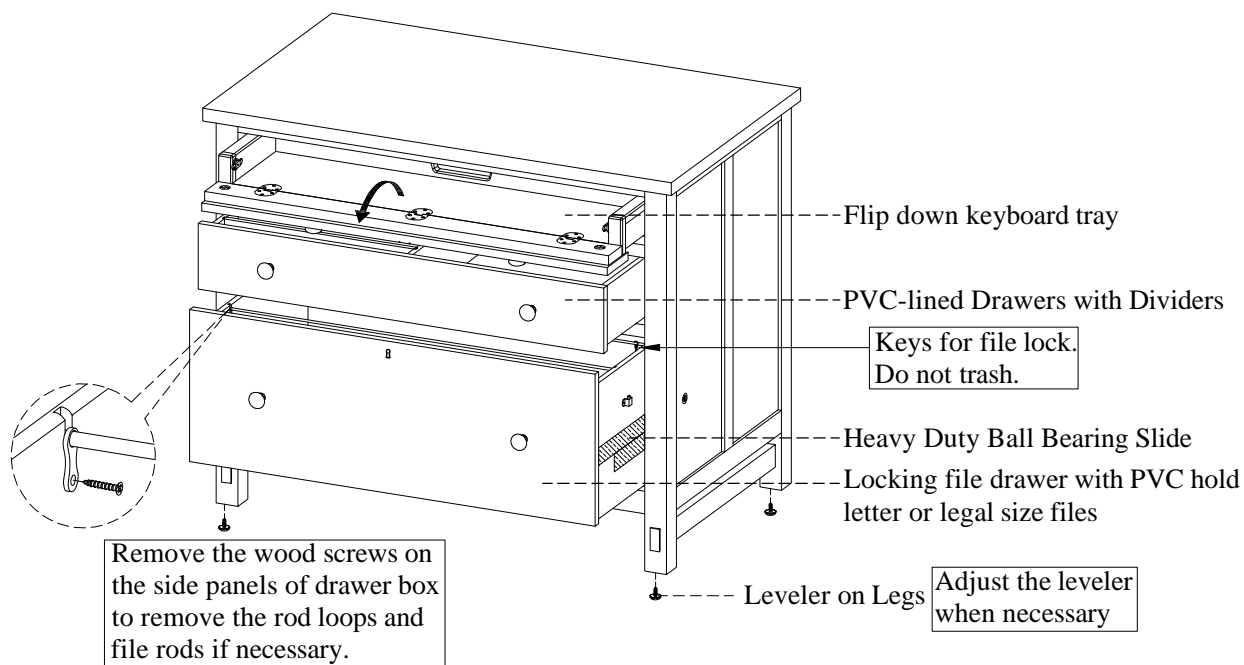
WARNING! Before using this product, please read, understand, and follow these instructions. Failure to follow each of these assembly instructions precisely may result in damage to the product and / or injury to the consumer.



TOOLS REQUIRED (NOT PROVIDED)

PHILLIPS SCREWDRIVER

FUNCTIONALITY INSTRUCTION



FOR INDOOR USE ONLY



ITEM NO: I3017-378 Workstation/Combo File

Instruction for the File Drawer with Heavy Duty Ball Bearing Slides

To remove the drawer, please remove the set screws on two sides of the drawers. Push the tab in toward the drawer and lift up the drawer to move out.

To install the drawer, please extend the slides all the way out. Set the drawer box into cabinet rail and slide back so the drawer rail goes under the hook in cabinet rail. Then snap the tab into drawer rail and replace set screws.

