



ITEM NO: I3184-337     Display Cabinet

Thank you for purchasing this quality product. Be sure to check all packing material carefully for small parts that may come loose inside the carton during shipment.



**WARNING!** Before using this product, please read, understand, and follow these instructions. Failure to follow each of these assembly instructions precisely may result in damage to the product and / or injury to the consumer.



### TOOLS REQUIRED (NOT PROVIDED)

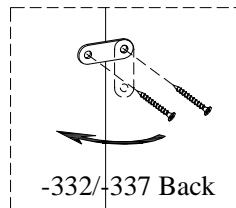
PHILLIPS SCREWDRIVER

### COMPONENTS LIST:

| No. | Description   | Sketch  | Quantity |
|-----|---------------|---|----------|
| 1   | Case          |  | 1 PC     |
| 2   | Glass Shelves |  | 6 PCS    |

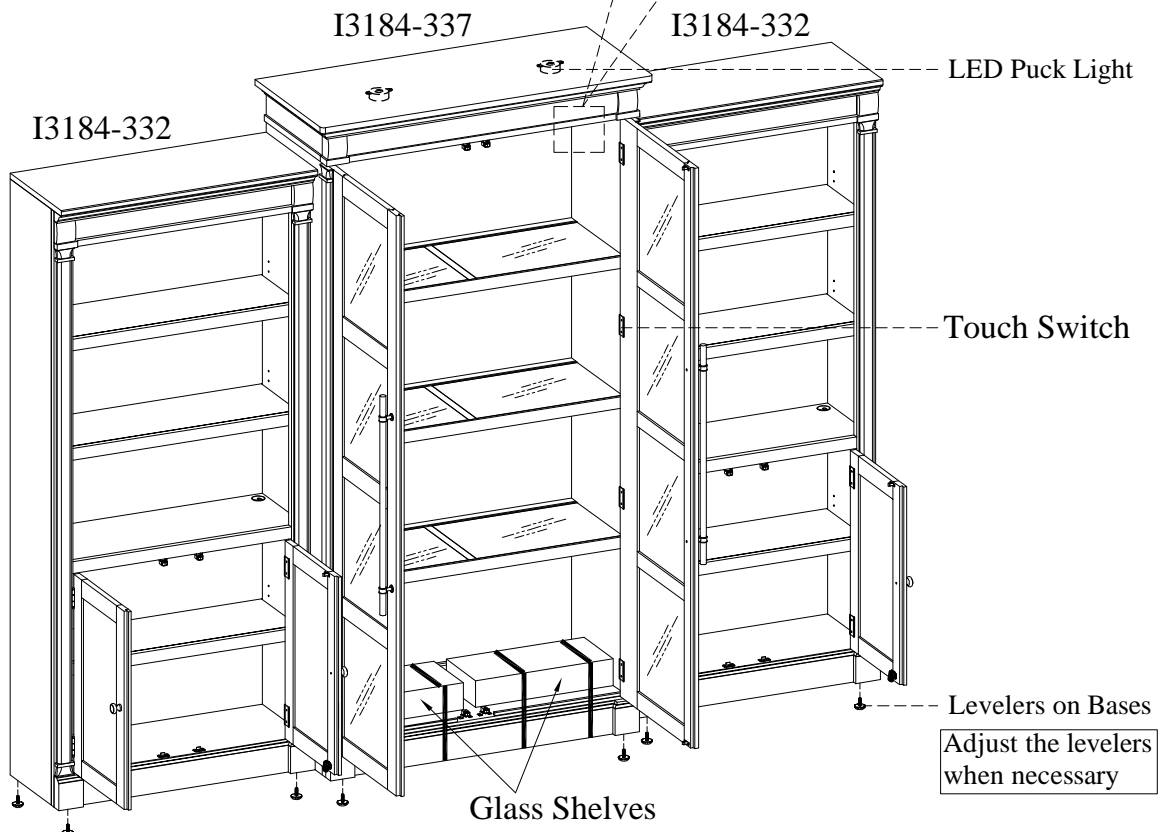
Mounting Plate w/2 Screws  
on I3184-332 Back

### FUNCTIONALITY INSTRUCTION



**STEP 1:** Take off one screw from each mounting plate and swing it to the proper location on the other bookcase before re-securing it with the screw.

**Remark:** Need to take off 2 screws if the mounting plate is at the other side of I3184-337 back.



FOR INDOOR USE ONLY