



ITEM NO: I3290-336 Glass Door Bookcase

Thank you for purchasing this quality product. Be sure to check all packing material carefully for small parts that may come loose inside the carton during shipment.



WARNING! Before using this product, please read, understand, and follow these instructions. Failure to follow each of these assembly instructions precisely may result in damage to the product and / or injury to the consumer.



TOOLS REQUIRED (NOT PROVIDED)

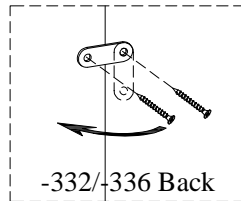
PHILLIPS SCREWDRIVER

COMPONENTS LIST:

No.	Description	Sketch	Quantity
1	Case		1 PC
2	Glass Shelf		2 PCS

Mounting Plate w/2 Screws
on I3290-332 Back

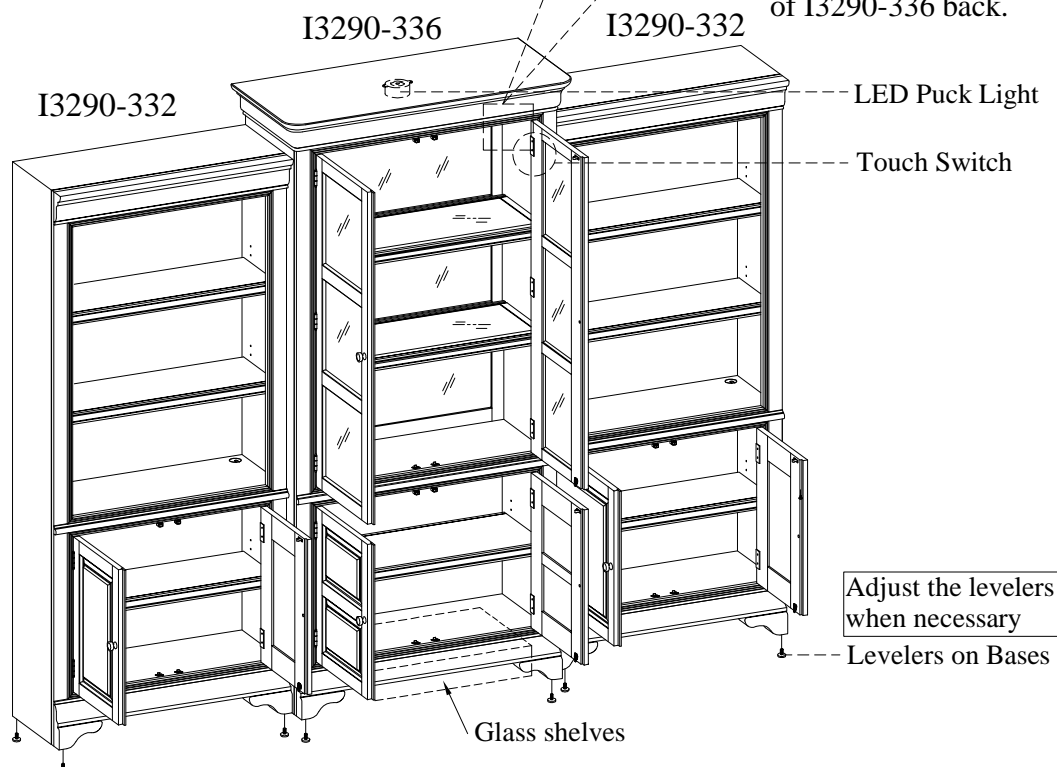
FUNCTIONALITY INSTRUCTION



-332/-336 Back

STEP 1: Take off one screw from each mounting plate and swing it to the proper location on the other bookcase before re-securing it with the screw.

Remark: Need to take off 2 screws if the mounting plate is at the other side of I3290-336 back.



FOR INDOOR USE ONLY