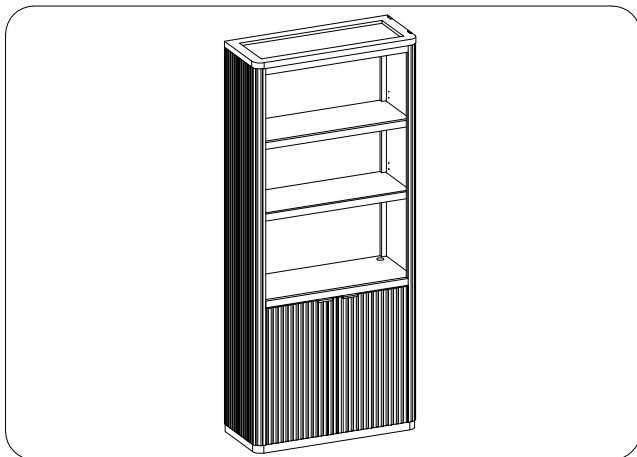




ITEM NO: I3404-332-DRT Door Bookcase

Thank you for purchasing this quality product. Be sure to check all packing material carefully for small parts that may come loose inside the carton during shipment.

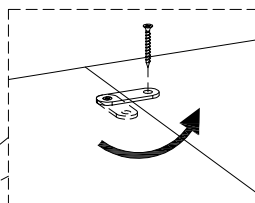
WARNING! Before using this product, please read, understand, and follow these instructions. Failure to follow each of these assembly instructions precisely may result in damage to the product and / or injury to the consumer.



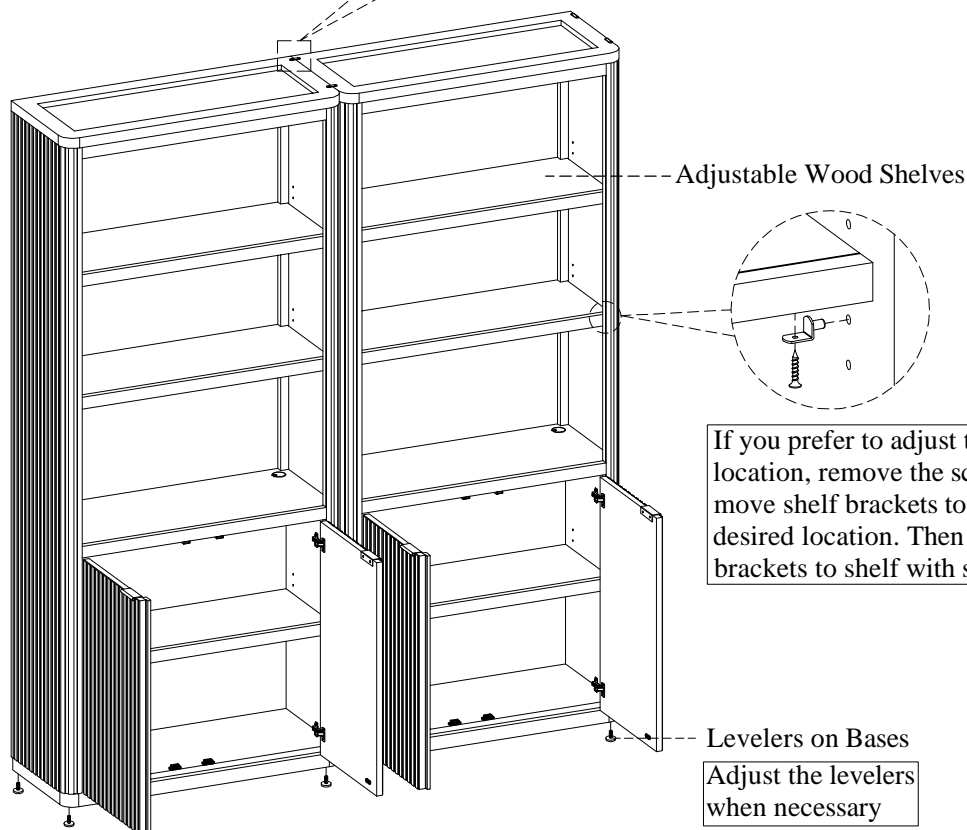
TOOLS REQUIRED (NOT PROVIDED)

PHILLIPS SCREWDRIVER

FUNCTIONALITY INSTRUCTION



STEP 1: Take off one screw from each mounting plate and swing it to the proper location on the other bookcase before re-securing it with the screw.



If you prefer to adjust the shelf location, remove the screws and move shelf brackets to the desired location. Then secure the brackets to shelf with screws.

Adjust the levelers when necessary

FOR INDOOR USE ONLY