



ITEM NO: ICB-451 1 Drawer Nightstand

Thank you for purchasing this quality product. Be sure to check all packing material carefully for small parts that may come loose inside the carton during shipment.

WARNING! Before using this product, please read, understand, and follow these instructions. Failure to follow each of these assembly instructions precisely may result in damage to the product and / or injury to the consumer.



UNIT SHOULD BE INSTALLED BY 2 OR MORE PERSONS.



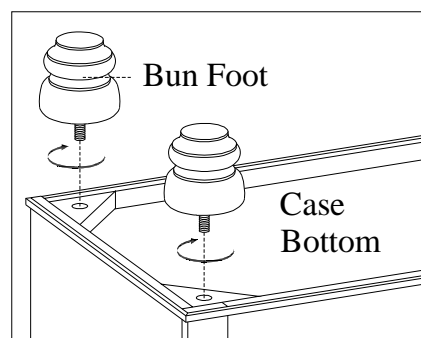
TOOLS REQUIRED (NOT PROVIDED)

PHILLIPS SCREWDRIVER

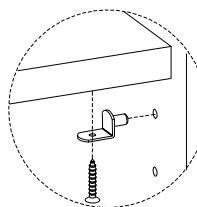
COMPONENTS LIST:

| No. | Description | Sketch | Quantity |
|-----|-------------|--------|----------|
| 1 | Case | | 1 PC |
| 2 | Bun Foot | | 4 PCS |

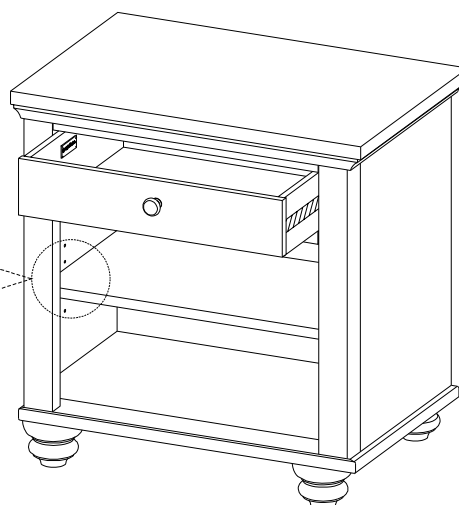
STEP 1: Put the case top face down on a soft surface, Attach the bun feet to the bottom of case, return the case to the upright position.



FUNCTIONALITY INSTRUCTION



To adjust the shelf location, remove the screws and move shelf brackets to the desired location. Then secure the brackets to shelf with screws.



FOR INDOOR USE ONLY